

Application Procedure

Applications can be submitted ONLINE only from 8 a.m. of 10-08-2020 up to 11.45 p.m. of 24.08.2020 .

<https://www.bccrishra.in/>


Read this carefully before start the form fill in process:

1. The applicant (candidate) should have their own email id and mobile no.
2. Scheduled Caste/Tribe and OBC applicants must be of West Bengal origin only. Certificates issued by other states will not be accepted.
3. The applicant must make sure that she/he fulfills admission norms set by the College.
4. Please remember that admission taken on the basis of false statement or misstatement is liable to be cancelled and appropriate legal action may be initiated against such applicant.
5. The mark sheet should reflect that the candidate has passed in the examination.

Steps to follow:

OPEN COLLEGE WEBSITE (<https://www.bccrishra.in/>) CLICK ON THIS LINK [ONLINE ADMISSION PORTAL 2020-21 ,CLICK HERE](#)



NOW ADMISSION PORTAL WILL OPEN AND THEN CLICK ON [CLICK HERE TO SUBMIT YOUR APPLICATION ONLINE \(DAY SECTION & EVENING SECTION SEPARATELY\)](#). 



Existing applicant, login with following details

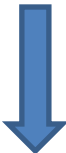
Student ID/Phone No :

Date of Birth : (dd/MM/yyyy)

[Forgot UserName/Password](#)

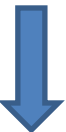
New Applicant?

THIS ABOVE BOX WILL APPEAR. IF YOU ARE A NEW APPLICANT, CLICK REGISTER. IF YOU HAVE ALREADY REGISTERED, THEN ENTER YOUR EXISTING REGISTRATION NO. AND DATE OF BIRTH AND CLICK LOGIN.



Sl. No.	Subject	Theory Marks	Practical Marks	Marks Obtained
1.	English			
2.	Mathematics			
3.	Science			
4.	History			
5.	Geography			
6.	Physical Education			
7.	Art			
8.	Music			
9.	Computer			
10.	Health & Physical Education			
11.	Environmental Studies			
12.	Foreign Language			
13.	Other			
14.	Grand Total			

AFTER CLICK ON THE REGISTER BUTTON, YOUR FORM WILL APPEAR. FILL ALL THE DETAILS AND THEN CLICK SUBMIT. AFTER SUCCESSFUL SUBMISSION OF THE APPLICATION FORM YOU WILL GET UNIQUE STUDENT ID. EXAMPLE BELOW.



Your Student ID is: **192707693**

PLEASE KEEP YOUR STUDENT ID FOR FURTHER USE.

[Click here](#) to apply.

YOU WILL RECEIVE YOUR UNIQUE STUDENT ID. **SAVE THIS NUMBER FOR FUTURE.** THEN FOR APPLYING, **CLICK HERE TO APPLY**



Existing applicant, login with following details

Student ID/Phone No :

Date of Birth :  (dd/MM/yyyy)

[Forgot UserName/Password](#)

New Applicant?

NOW ENTER YOUR STUDENT ID/PHONE NO. AND DATE OF BIRTH AND CLICK **LOGIN BUTTON.**



BIDHAN CHANDRA COLLEGE
31, G. T. Road (East) Rishra, Hooghly - 712248
(+91)7044376576
prim_bccr@yahoo.co.in

Welcome, ABIR MUKHERJEE (192707693) [Dashboard](#) [Sign out](#)

Dashboard

[CLICK HERE FOR APPLY](#)
[EDIT PERSONAL DATA](#)
[PRINT APPLICATION FORM](#)
[CHECK APPLICATION FEES PAYMENT STATUS](#)
[CLICK HERE FOR ADMISSION FEES PAYMENT](#)

© Copyright BIDHAN CHANDRA COLLEGE. All rights reserved. Powered by : INFIXIA Team

THEN CLICK: **CLICK HERE FOR APPLY.**



Apply

Subject Selection

Please select a course :

Please choose your Subject :

IN SUBJECT SELECTION BOX FIRST SELECT YOUR COURSE, AND THEN CHOOSE YOUR SUBJECTS. THEN CLICK: **NEXT>** BUTTON.



Apply

Subject combination for Bengali Honours course,

1. Choose Your Desired Subject Combination :*

Subject Combination

2. Language group(AECC1) : *

NOW CHOOSE YOUR DESIRED SUBJECT COMBINATION AND LANGUAGE GROUP AND THEN CLICK APPLY BUTTON.



Apply

Apply for subject/course: **Bengali Honours**

Subject combination: **PHILOSOPHY,HISTORY**

Language group(AECC1): **COMMUNICATIVE ENGLISH**

Select a payment mode:

NEXT, SELECT A PAYMENT MODE (i.e. ONLINE) AND CLICK: [**CLICK HERE FOR PAYMENT**](#)

[**AFTER SUCCESSFUL PAYMENT, YOU WILL GET PAYMENT CONFIRMATION RECEIPT AND YOUR ONLINE APPLICATION PROCESS IS NOW COMPLETED SUCCESSFULLY. ALSO, YOU CAN APPLY FOR MULTIPLE SUBJECTS IN THIS ABOVE-MENTIONED SAME PROCEDURE.**](#)

[**TAKE A PRINTOUT OF THE APPLICATION FORM.**](#)

IMPORTANT NOTE:

Please double check all the details that you enter in your forms. Information once submitted cannot be changed. If any information furnished by you is found to be incorrect, your admission is liable to be cancelled at any time in the academic year & no money will be refunded to the applicant.

A STUDENT CAN EDIT PERSONAL DATA, PRINT APPLICATION FORM AND CHECK FEES PAYMENT STATUS IN THE DASHBOARD AND SIGN OUT AFTER THE PROCESS.

AFTER FULFILLING THE ABOVE-MENTIONED PROCESS, THE CANDIDATES HAVE TO WAIT FOR MERIT PANEL TO BE PUBLISHED IN THE COLLEGE WEBSITE.

An Applicant need not come to College before the admission is over or as directed on the College website.